













# Index

4	What is due2?
7	Advantages
8	References
10	User's Guide
14	Installation Systems
24	Wood Effect
36	Stone Effect
82	Marble Effect
94	Concrete Effect
106	Pool Coping
107	Cleaning and Maintenance
108	Technical Characteristics
110	Terms and conditions of sale

# Alphabetical Index

- 26 Arbor 
- 54 Chamonix 
- 96 Essential 
- 68 Gotham 
- 30 Monteverde 
- 84 Nature 
- 38 New England 
- 46 Quartzite 
- 74 Travstone 
- 62 West 57th 

Index

# Index by Effect





## Wood Effect

- 26 Arbor 
- 30 Monteverde 




## Stone Effect

- 38 New England 
- 46 Quartzite 
- 54 Chamonix 
- 62 West 57th 
- 68 Gotham 
- 74 Travstone 



## Marble Effect

- 84 Nature 



## Concrete Effect

- 96 Essential 

Index

# What is due 2?

**due2** is the collection of porcelain pavers by Del Conca USA, it includes all the trims and accessories needed to meet design needs in outdoor settings, from pedestrian walkways to rooftops or swimming pools. It is manufactured to the highest quality standards and has outstanding technical performances, including high resistance to wear, to mechanical stress, to weather and is anti-slip. Stylish aesthetics and a wide range of sizes make it a perfect fit for contemporary hardscapes and architecture.




Floor: Quartzite2 HOT201 Sand 16"x32"





Floor: West 57th2 HWS210 Bianco 24"x24"

# Advantages



FROST RESISTANT



COLORS DO NOT FADE OVER TIME



RESISTANT TO SUDDEN TEMPERATURE CHANGES



RESISTANT TO ACID, CHEMICALS, SALT, ETC.



RESISTANT TO DAMAGE FROM MOLD AND MOSS



IMPERVIOUS



ANTI-SLIP



QUICK AND EASY TO INSTALL



EASY TO REMOVE



REUSABLE



READILY SERVICEABLE



INSTALLATION WITH ADHESIVE POSSIBLE




HIGHLY RESISTANT TO LOADS



WIDE RANGE OF FINISHES



ALLOWS WATER DRAINAGE



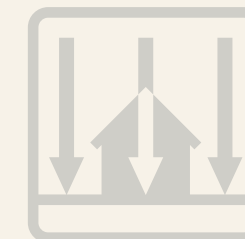
SPECIAL MATCHING PIECES



EXTREMELY LONG-LASTING



EASY TO CLEAN



MATCHES INTERIOR FLOORING



SUITABLE FOR RAISED INSTALLATIONS



# References

References



References

8



9



# User's Guide

- 1 Name of the collection
- 2 Available sizes
- 3 Collection code
- 4 Colors summary
- 5 Effect
- 6 Shade variation
- 7 Technical characteristics
- 8 Graphics Number
- 9 Packaging specifications
- 10 Matching Indoor product

**1** Name of the collection: New England

**2** Available sizes: 24"x24" 15"x32"

**3** Collection code: HEN<sup>2</sup>

**4** Colors summary: New England2 HEN210 White, New England2 HEN201 Ivory, New England2 HEN205 Cold Gray

**5** Effect: Stone Effect

**6** Shade variation: [Shade variation grid]

**7** Technical characteristics:
 

- ANSI A 137.1 compliant
- NOISE
- WATER
- 3.75 in 30 mm
- ASTM C 155 RESISTANT
- ASTM C 303 8 Lb
- ASTM E 855 CLASS A
- ASTM E 1176 CLASS A
- ASTM E 140 - 2008 M
- ANSI A 136.3.2011 (March 2011) DCOF > 0.42
- HEAVY USE

**8** Graphics number:

Size	New England <sup>2</sup> HEN210 White	New England <sup>2</sup> HEN201 Ivory	New England <sup>2</sup> HEN205 Cold Gray
24"x24"	20	20	20
15"x32"	20	20	20

**9** Packaging specifications:

Size	Boxes	sq ft	ctbs	Boxes	sq ft	ctbs
24"x24"	2	7.75	71.51	32	248.00	2271.30
15"x32"	2	4.69	44.46	24	112.56	1102.00
15"x32" <i>anti-radiation</i>	2	4.69	44.46	-	-	-
15"x32" <i>anti-radiation</i>	2	3.57	35.53	-	-	-

**10** Matching Indoor product: Available as 8.5 mm thick tile. COLLECTION BOOK 183 Fig. 64

# User's Guide

1 Name of the collection

2 Available sizes

3 Item code

4 Item description

5 Size in inches and cm

6 Collection code

7 Effect

The image shows a product catalog page for the 'New England' collection. At the top, the collection name 'New England' is displayed with a small square icon containing the number '2'. Below the name, the available sizes '24"x24" - 16"x32"' are listed. The catalog is organized into two columns of products. Each product entry includes a color swatch, an item code, a description, and dimensions in both inches and centimeters. Below each main product entry, there are smaller entries for 'Stone Effect' finishes, each with a corresponding color swatch and description. A red header bar at the top right contains the collection code 'HEN²'. A vertical label 'Stone Effect' is positioned on the right side of the catalog. Numbered callouts (1-7) point to various elements: 1 points to the collection name, 2 points to the available sizes, 3 points to an item code, 4 points to an item description, 5 points to the size in inches and cm, 6 points to the collection code 'HEN²', and 7 points to the 'Stone Effect' label.

Item Code	Description	Size (inches)	Size (cm)
SPDN10	New England2 HEN210 White	24"x24"	60x60 cm
SOEN10	New England2 HEN210 White	16"x32"	40x80 cm
SPDN01	New England2 HEN201 Ivory	24"x24"	60x60 cm
SOEN01	New England2 HEN201 Ivory	16"x32"	40x80 cm
SEEN05	New England2 HEN205 Cold Gray	24"x24"	60x60 cm
SOEN05	New England2 HEN205 Cold Gray	16"x32"	40x80 cm

Stone Effect

Item Code	Description	Size (inches)	Size (cm)
SPDN10MC	New England2 HEN210 White Pool Coping with modern edge	12"x24"	30x60 cm
SOEN10MC	New England2 HEN210 Ivory Pool Coping with modern edge	12"x24"	30x60 cm
SEEN10MC	New England2 HEN210 White Pool Coping with modern edge	16"x32"	40x80 cm
SOEN10MC	New England2 HEN201 Ivory Pool Coping with modern edge	16"x32"	40x80 cm
SEEN05MC	New England2 HEN205 Cold Gray Pool Coping with modern edge	12"x24"	30x60 cm
SOEN05MC	New England2 HEN205 Cold Gray Pool Coping with modern edge	16"x32"	40x80 cm

Stone Effect

HEN²



# Installation Systems





# Lay-on Installation

## Installation on grass



Installation as stepping stones on grass:

- remove the grass from the area underneath due2
- dig 2 inch deep in warm and dry climate, or deeper in cold or wet climates.
- compact the soil.
- fill the excavated area with gravel (size 1/6 - 1/3 inch) or sand and compact it.
- dry set due2

The stratigraphy shown is only an indication: we recommended referring to local regulations in order to achieve a correct installation.

## Installation on gravel




Recommended for larger areas, for installation with thin joints or joints without grass.

- Excavate the soil at least 4 inch deep in warm and dry climate, or deeper in cold or wet climates.
- Compact the soil at the bottom and ensure it is sloped ( $\geq 2\%$ ) to avoid stagnation of water.
- Optional - place a layer of geotextile to keep the gravel from sinking into the soil.
- Place and compact a layer of crushed stone or gravel (size 1/6 - 1/3 inch).
- Optional - place a layer of geotextile to separate aggregates.
- Place and compact a layer of fine gravel or sand (size 1/12 - 1/5 inch) to ease the leveling of the surface.
- Ensure the surface is level using a straightedge. A slight slope ( $\geq 1\%$ ) is recommended to ensure proper drainage of the floor.
- Dry set due2 leaving joints at least 1/8 inch wide. Tile spacers can be used to facilitate installation. Ensure the floor is level with a straightedge and use a rubber hammer to correct small differences in height.
- Fill the joints with very fine sand (size 0 - 1/8 inch) or polymeric sand.

The stratigraphy shown is only an indication: we recommended referring to local regulations in order to achieve a correct installation.



Floor: West 57th2 HWS210 Bianco 24"x24"



Floor: Arbor2 HAO210 Bianco 16"x32"



# Lay-on Installation

## Installation on sand



Installation on sand can be performed directly:

- level and compact the sand
- dry set due2

The stratigraphy shown is only an indication: we recommend referring to local regulations in order to achieve a correct installation.

## Installation on concrete slab



Installation with thin set on concrete slab recommended for areas open to vehicular traffic or subject to very high stress: leave joints at least 1/8 inch wide and respect expansion joints.

- To install on concrete slab on ground:
- complete the digging and compact the soil
  - Place a layer of crushed stone or gravel
  - Place the slab including optional steel mesh
  - Install due2 with exterior-rated elastic adhesive

The stratigraphy shown is only an indication: we recommend referring to local regulations in order to achieve a correct installation.



Floor: Monteverde2 HMN205 Gray 16"x48"



Floor: Travstone2 HTS205 Gray 24"x24"



# Raised Installation

## Raised installation



The stratigraphy shown is only an indication: we recommend referring to local regulations in order to achieve a correct installation.

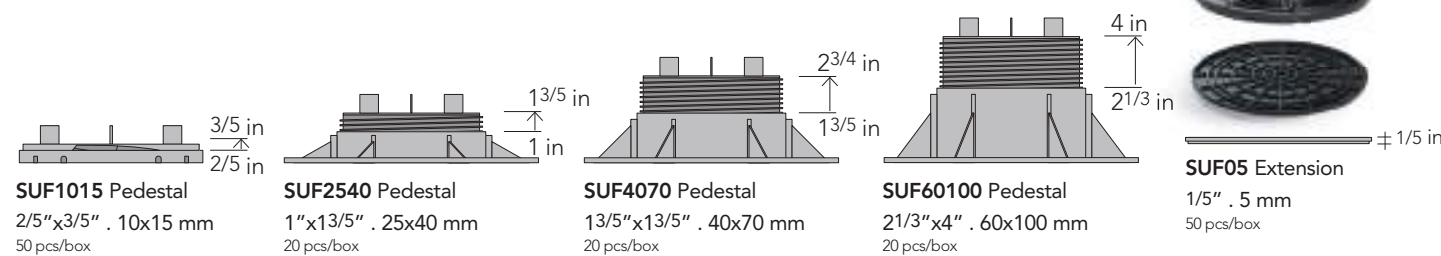
due2 can also be used to create perfectly flat, practical raised floors for use on balconies and roof terraces, allowing rainwater to flow underneath the paving and into the waterproofing system, where an inspectable cavity is created that can be used for cable routing and to house utilities systems, also helping to improve the building's insulation. After the slab and its sloping screed are complete, install the waterproofing membrane. Position the pedestals according to the chosen sizes, if necessary use the slope correctors. During the installation, adjust each pedestal to achieve a flat floor.

### How to cut it

To cut due2, it is necessary to use discs designed for Porcelain Pavers, available for both dry and wet cutting.

### Adjustable pedestals with fixed head

Taller pedestals are available on request.

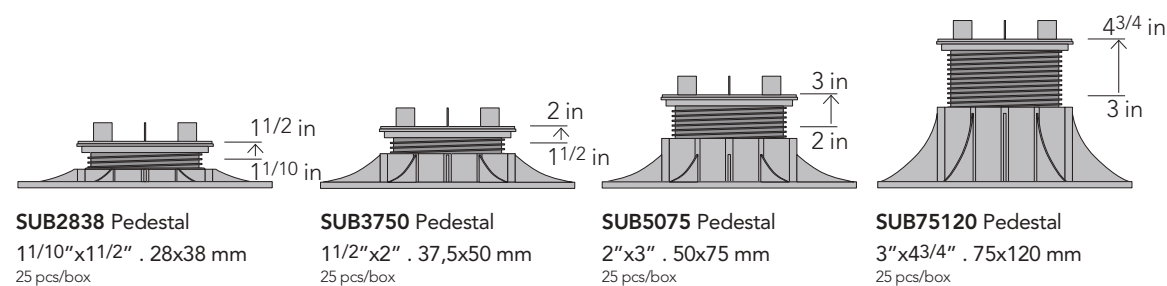


#### PEDESTALS LOAD BEARING DETAILS

Operating load = 2204 lbs. (1000 kg) each. Breaking load > 4409 lbs. (2000 kg) each.

### Adjustable pedestals with self-levelling head

Taller pedestals are available on request.



#### PEDESTALS LOAD BEARING DETAILS

Operating load = 1102 lbs. (500 kg) each. Breaking load > 2204 lbs. (1000 kg) each.

Each project should be assessed by an Architect or Engineer to evaluate the specific static and dynamic load requirements. When using pedestals 4 inches or higher we recommend using an adhesive anti-fracture membrane or plastic/metal tray system for added shock protection.

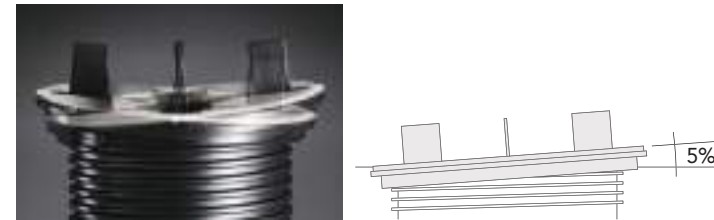
**THE WORLD'S FIRST AND ONLY PEDESTAL TO BE EQUIPPED WITH A HEAD FINISHED IN RUBBER THAT'S CAPABLE OF REDUCING NOISE LEVELS TO AS LITTLE AS 25 db**



Pre-cut tabs for easy removal.

Reinforced adjustment key.

Bi-material head (PP + rubber) anti-noise and anti-slip.



The self-levelling head allows it to automatically compensate any gradient up to 5%



Linear vertical closure installation

Corner vertical closure installation

### CLIP FOR VERTICAL CLOSURE

#### The sure new way of finishing in style

Our clip for vertical closure is designed to solve a typical problem of many external floors, i.e. how to fill in the gap around the edge when no perimeter wall is present. This solution represents an innovative, easy and elegant way to eliminate gaps around raised floors. The system consists of two special, stainless steel clips to be placed over the head and under the base of the pedestal. It creates a firm seat capable of gripping the section of floor cut to size to fill the gap. The use of our floor edge clip effectively prevents horizontal movement in floor slabs.

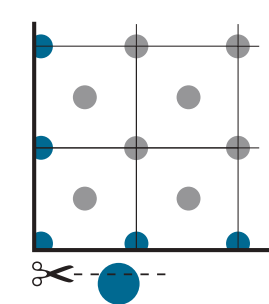


### UNIVERSAL EDGE CLIP

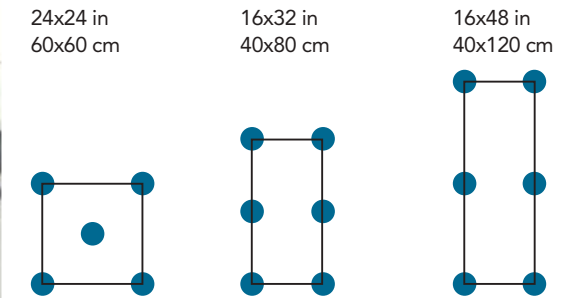
#### The perfect join: attractive and functional

Designed to avoid contact between the slabs of outdoor raised floors and outside walls, the universal edge clip is made entirely from stainless steel. It incorporates a damper to absorb longitudinal and transverse thermal expansion and guarantees a secure grip. Use of these clips ensures a stable floor surface with a straight and elegant perimeter.

Raised installation next to a wall



For a correct installation for non-vehicular usage, place the pedestals as follows:



#### Required pedestals

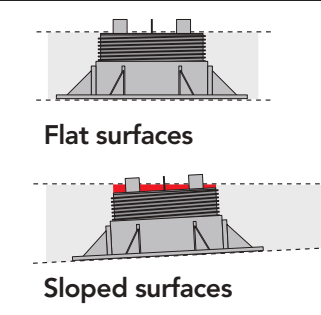
24x24 in . 60x60 cm 6.0 - 7.50 per 10 Sq.Ft. (5.6 - 7 per m <sup>2</sup> )	16x32 in . 40x80 cm 5.8 - 6.3 per 10 Sq.Ft. (6.3 - 6.8 per m <sup>2</sup> )	16x48 in . 40x120 cm 3.9 - 4.2 per 10 Sq.Ft. (4.16 - 4.9 per m <sup>2</sup> )
--	---	---



### Raised installation with Slope regulators



For a proper water outflow we suggest to lay with 1% minimum slope



Flat surfaces

Sloped surfaces

Slope regulator



SUFCP100  
1%

For slopes over 1%, two or more slope regulators can be piled up on each other.

Download the technical instruction in DWG/PDF format from [www.delconcausa.com](http://www.delconcausa.com)



# Raised Installation





# Wood Effect

Arbor **2** 26  
Monteverde **2** 30



# Arbor 2

16"x32"



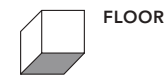
16"x32" . 40x80 cm

Colored Body Porcelain Pavers



Arbor2  
HAO210 Bianco

ANSI A 137.1 compliant



FLOOR



HIGH



0.79 in  
20 mm



ASTM C 1026  
RESISTANT



ASTM C 373  
~0.1%



ASTM C 650: CLASS A  
ASTM C 1378: CLASS A



ASTM C 648: ~3000 lbf.



ANSI A 326.3:2017 release 2019.  
(DCOF): ≥0,60



HEAVY USE


Shade variation



Graphics number

Sizes	Arbor2 HAO210 Bianco
16"x32"	32

Packaging

Sizes	Pieces						
		Sq.Ft.	Lbs.	Boxes	Sq.Ft.	Lbs.	
16"x32"	2	6.89	64.12	24	165.36	1552.00	
16"x32" pool coping	2	6.89	62.31	-	-	-	





Floor: Arbor2 HAO210 Bianco 16"x32"

# Arbor 2

16"x32"



**SOAO60U**  
Arbor2 HAO210 Bianco  
16"x32" . 40x80 cm



**SOAO10MC**  
Arbor2 HAO210 Bianco  
Pool Coping with modern edge  
16"x32" . 40x80 cm



# Monteverde 2

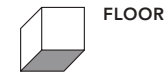
16"x48"



16"x48" . 40x120 cm

Colored Body Porcelain Pavers

ANSI A 137.1 compliant



FLOOR



HIGH



0.79 in  
20 mm



ASTM C 1026  
RESISTANT



ASTM C 373  
~0.1%



ASTM C 650: CLASS A  
ASTM C 1378: CLASS A



ASTM C 648: ~3000 lbf.



ANSI A 326.3:2017 release 2019.  
(DCOF): ≥0,60



HEAVY USE

Made in Italy



Monteverde2  
HMN201 Beige



Monteverde2  
HMN205 Gray



Monteverde2  
HMN209 Noce

Shade variation



Graphics number

Sizes	Monteverde2 HMN201 Beige	Monteverde2 HMN205 Gray	Monteverde2 HMN209 Noce
16"x48"	27	27	27

Packaging

Sizes	Pieces						
		Sq.Ft.	Lbs.	Boxes	Sq.Ft.	Lbs.	
16"x48"	1	5.17	51.80	54	279.18	2797.60	
16"x48" pool coping	1	5.17	49.82	-	-	-	



# Monteverde 2


16"x48"

HMN<sup>2</sup>

Wood Effect



32 Floor: Monteverde2 HMN209 Noce 16"x48"



Wood Effect

Floor: Monteverde2 HMN201 Beige 16"x48" 33





Floor: Monteverde2 HMN205 Gray 16"x48"

# Monteverde 2

16"x48"



**SDMN01**  
Monteverde2 HMN201 Beige  
16"x48" . 40x120 cm



**SDMN05**  
Monteverde2 HMN205 Gray  
16"x48" . 40x120 cm



**SDMN09**  
Monteverde2 HMN209 Noce  
16"x48" . 40x120 cm



**SDMN01MC**  
Monteverde2 HMN201 Beige  
Pool Coping with modern edge  
16"x48" . 40x120 cm



**SDMN05MC**  
Monteverde2 HMN205 Gray  
Pool Coping with modern edge  
16"x48" . 40x120 cm



**SDMN09MC**  
Monteverde2 HMN209 Noce  
Pool Coping with modern edge  
16"x48" . 40x120 cm

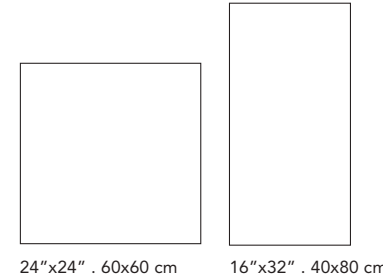
# Stone Effect

New England	2	38
Quartzite	2	46
Chamonix	2	54
West 57th	2	62
Gotham	2	68
Travstone	2	74



# New England <sup>2</sup>

24"x24" 16"x32"



Colored Body Porcelain Pavers

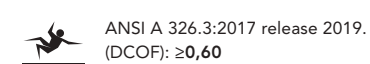

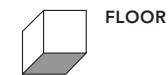


New England2  
HEN210 White


New England2  
HEN201 Ivory

New England2  
HEN205 Cold Gray

ANSI A 137.1 compliant



Shade variation



Graphics number

Sizes	New England2 HEN210 White	New England2 HEN201 Ivory	New England2 HEN205 Cold Gray
24"x24"	20	20	20
16"x32"	20	20	20

Packaging

Sizes	Pieces	New England2 HEN210 White		New England2 HEN201 Ivory		New England2 HEN205 Cold Gray	
		Sq.Ft.	Lbs.	Sq.Ft.	Lbs.	Sq.Ft.	Lbs.
24"x24"	2	7.75	71.17	32	248.00	2277.30	
16"x32"	2	6.89	64.66	24	165.36	1552.00	
16"x32" pool coping	2	6.89	64.66	-	-	-	
12"x24" pool coping	2	3.87	35.58	-	-	-	

## New England

Available as 8.5 mm thick tile



COLLECTIONS BOOK 2023  
Pag. 64



# New England 2

24"x24" 16"x32"

HEN<sup>2</sup>



Stone Effect

Stone Effect



# New England 2

24"x24" 16"x32"

HEN<sup>2</sup>

Stone Effect



42 Floor: New England2 HEN201 Ivory 16"x32"



Stone Effect

Floor: New England2 HEN210 White 24"x24" 43



# New England 2

24"x24" 16"x32"



**S9EN10**  
New England2 HEN210 White  
24"x24" . 60x60 cm



**SOEN10**  
New England2 HEN210 White  
16"x32" . 40x80 cm



**S9EN01**  
New England2 HEN201 Ivory  
24"x24" . 60x60 cm



**SOEN01**  
New England2 HEN201 Ivory  
16"x32" . 40x80 cm



**S9EN05**  
New England2 HEN205 Cold Gray  
24"x24" . 60x60 cm



**SOEN05**  
New England2 HEN205 Cold Gray  
16"x32" . 40x80 cm



**S8EN10MC**  
New England2 HEN210 White  
Pool Coping with modern edge  
12"x24" . 30x60 cm



**S8EN01MC**  
New England2 HEN201 Ivory  
Pool Coping with modern edge  
12"x24" . 30x60 cm



**S8EN05MC**  
New England2 HEN205 Cold Gray  
Pool Coping with modern edge  
12"x24" . 30x60 cm



**SOEN10MC**  
New England2 HEN210 White  
Pool Coping with modern edge  
16"x32" . 40x80 cm



**SOEN01MC**  
New England2 HEN201 Ivory  
Pool Coping with modern edge  
16"x32" . 40x80 cm



**SOEN05MC**  
New England2 HEN205 Cold Gray  
Pool Coping with modern edge  
16"x32" . 40x80 cm



# Quartzite 2

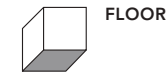
16"x32"



16"x32" . 40x80 cm

Colored Body Porcelain Pavers

ANSI A 137.1 compliant



FLOOR



MODERATE



0.79 in  
20 mm



ASTM C 1026  
RESISTANT



ASTM C 373  
~0.1%



ASTM C 650: CLASS A  
ASTM C 1378: CLASS A



ASTM C 648: ~3000 lbf.



ANSI A 326.3:2017 release 2019.  
(DCOF): ≥0,60



HEAVY USE

## Quartzite


Available as 8.5 mm thick tile



COLLECTIONS BOOK 2023  
Pag. 80



Quartzite2  
HQT210 Bianco



Quartzite2  
HQT201 Sand



Quartzite2  
HQT205 Gray



Quartzite2  
HQT208 Dark Gray



Shade variation



Graphics number

Sizes	Quartzite2 HQT210 Bianco	Quartzite2 HQT201 Sand	Quartzite2 HQT205 Gray	Quartzite2 HQT208 Dark Gray
16"x32"	12	12	12	12

Packaging

Sizes	Pieces					
		Sq.Ft.	Lbs.	Boxes	Sq.Ft.	Lbs.
16"x32"	2	6.89	64.66	24	165.36	1552.00
16"x32" pool coping	2	6.89	62.31	-	-	-



# Quartzite 2

16"x32"

HQT<sup>2</sup>



Stone Effect

Stone Effect



# Quartzite 2

16"x32"

HOT<sup>2</sup>



Stone Effect

Stone Effect



# Quartzite 2

16"x32"



Floor: Quartzite2 HQT205 Gray 16"x32"



**SOQT10**  
 Quartzite2 HQT210 Bianco  
 16"x32" . 40x80 cm



**SOQT01**  
 Quartzite2 HQT201 Sand  
 16"x32" . 40x80 cm



**SOQT05**  
 Quartzite2 HQT205 Gray  
 16"x32" . 40x80 cm



**SOQT08**  
 Quartzite2 HQT208 Dark Gray  
 16"x32" . 40x80 cm



**SOQT10MC**  
 Quartzite2 HQT210 Bianco  
 Pool Coping with modern edge  
 16"x32" . 40x80 cm



**SOQT01MC**  
 Quartzite2 HQT201 Sand  
 Pool Coping with modern edge  
 16"x32" . 40x80 cm



**SOQT05MC**  
 Quartzite2 HQT205 Gray  
 Pool Coping with modern edge  
 16"x32" . 40x80 cm



**SOQT08MC**  
 Quartzite2 HQT208 Dark Gray  
 Pool Coping with modern edge  
 16"x32" . 40x80 cm



# Chamonix **2**

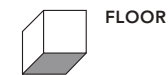
24"x24"



24"x24" . 60x60 cm

Colored Body Porcelain Pavers

ANSI A 137.1 compliant



FLOOR



MODERATE



0.79 in  
20 mm



ASTM C 1026  
RESISTANT



ASTM C 373  
~0.1%



ASTM C 650: CLASS A  
ASTM C 1378: CLASS A



ASTM C 648: ~3000 lbf.




ANSI A 326.3:2017 release 2019.  
(DCOF): ≥0,60



HEAVY USE




Chamonix2  
HCX210 Bianco



Chamonix2  
HCX201 Beige



Chamonix2  
HCX205 Gray



Chamonix2  
HCX208 Dark Gray

Shade variation



Graphics number

Sizes	Chamonix2 HCX210 Bianco	Chamonix2 HCX201 Beige	Chamonix2 HCX205 Gray	Chamonix2 HCX208 Dark Gray
24"x24"	20	20	20	20

Packaging

Sizes	Pieces	Sq.Ft.	Lbs.	Boxes	Sq.Ft.	Lbs.
24"x24"	2	7.75	71.17	32	248.00	2277.30
12"x24" pool coping	2	3.87	35.58	-	-	-
12"x24" pool coping (3cm thick)	1	1.94	17.80	-	-	-

## Chamonix

Available as 8.5 mm thick tile



COLLECTIONS BOOK 2023  
Pag. 96



# Chamonix 2


24"x24"

HCX<sup>2</sup>

Stone Effect



56 Floor: Chamonix2 HCX210 Bianco 24"x24" - Chamonix2 HCX310 Bianco Pool Coping 12"x24"



Stone Effect

57 Floor: Chamonix2 HCX201 Beige 24"x24" - Chamonix2 HCX301 Beige Pool coping 12"x24"



# Chamonix 2

24"x24"

HCX<sup>2</sup>

Stone Effect



Stone Effect



# Chamonix 2

24"x24"



**S9CX10**  
Chamonix2 HCX210 Bianco  
24"x24" . 60x60 cm



**S9CX01**  
Chamonix2 HCX201 Beige  
24"x24" . 60x60 cm



**S9CX05**  
Chamonix2 HCX205 Gray  
24"x24" . 60x60 cm



**S9CX08**  
Chamonix2 HCX208 Dark Gray  
24"x24" . 60x60 cm



**S8CX10MC**  
Chamonix2 HCX210 Bianco  
Pool Coping with modern edge  
12"x24" . 30x60 cm



**S8CX01MC**  
Chamonix2 HCX201 Beige  
Pool Coping with modern edge  
12"x24" . 30x60 cm



**S8CX05MC**  
Chamonix2 HCX205 Gray  
Pool Coping with modern edge  
12"x24" . 30x60 cm



**S8CX08MC**  
Chamonix2 HCX208 Dark Gray  
Pool Coping with modern edge  
12"x24" . 30x60 cm



**T8CX10G30R**  
Chamonix2 HCX310 Bianco  
Pool Coping with modern edge  
12"x24" . 30x60 cm  
1.18" - 3 cm thick\*



**T8CX05G30R**  
Chamonix2 HCX305 Gray  
Pool Coping with modern edge  
12"x24" . 30x60 cm  
1.18" - 3 cm thick\*



# West 57th 2

24"x24"



24"x24" . 60x60 cm

Colored Body Porcelain Pavers



West 57th2  
HWS210 Bianco



West 57th2  
HWS205 Gray

ANSI A 137.1 compliant



FLOOR



MODERATE



0.79 in  
20 mm



ASTM C 1026  
RESISTANT



ASTM C 373  
~0.1%



ASTM C 650: CLASS A  
ASTM C 1378: CLASS A



ASTM C 648: ~3000 lbf.



ANSI A 326.3:2017 release 2019.  
(DCOF): ≥0,60



HEAVY USE


Shade variation



Graphics number

Sizes	West 57th2 HWS210 Bianco	West 57th2 HWS205 Gray
24"x24"	14	14

Packaging

Sizes	Pieces	Sq.Ft.	Lbs.			
				Boxes	Sq.Ft.	Lbs.
24"x24"	2	7.75	71.17	32	248.00	2277.30
12"x24" pool coping	2	3.87	35.58	-	-	-

## West 57th

Available as 8.5 mm thick tile



COLLECTIONS BOOK 2023  
Pag. 106



# West 57th 2

24"x24"

HWS<sup>2</sup>



Stone Effect

Stone Effect





Floor: West 57th2 HWS210 Bianco 24"X24"

# West 57th 2


24"x24"




**S9WS60U**  
West 57th2 HWS210 Bianco  
24"x24" . 60x60 cm



**S9WS55U**  
West 57th2 HWS205 Gray  
24"x24" . 60x60 cm



**S8WS10MC**  
West 57th2 HWS210 Bianco  
Pool Coping with modern edge  
12"x24" . 30x60 cm



**S8WS05MC**  
West 57th2 HWS205 Gray  
Pool Coping with modern edge  
12"x24" . 30x60 cm



# Gotham 2

24"x24"



24"x24" . 60x60 cm

Colored Body Porcelain Pavers



Gotham2  
HGO210 Bianco

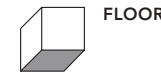


Gotham2  
HGO205 Gray



Gotham2  
HGO208 Nero

ANSI A 137.1 compliant



FLOOR



RANDOM



0.79 in  
20 mm



ASTM C 1026  
RESISTANT



ASTM C 373  
~0.1%



ASTM C 650: CLASS A  
ASTM C 1378: CLASS A



ASTM C 648: ~3000 lbf.



ANSI A 326.3:2017 release 2019.  
(DCOF): ≥0,60



HEAVY USE



Shade variation



Graphics number

Sizes	Gotham2 HGO210 Bianco	Gotham2 HGO205 Gray	Gotham2 HGO208 Nero
24"x24"	39	14	24

Packaging

Sizes	Pieces					
		Sq.Ft.	Lbs.	Boxes	Sq.Ft.	Lbs.
24"x24"	2	7.75	71.17	32	248.00	2277.30
12"x24" pool coping	2	3.87	35.58	-	-	-
12"x24" pool coping (3cm thick)	1	1.94	17.80	-	-	-

## Gotham

Available as 8.5 mm thick tile




COLLECTIONS BOOK 2023  
Pag. 122



# Gotham 2

24"x24"



**S9GO60U**  
Gotham2 HGO210 Bianco  
24"x24" . 60x60 cm



**S9GO55U**  
Gotham2 HGO205 Gray\*\*  
24"x24" . 60x60 cm



**S9GO58U**  
Gotham2 HGO208 Nero  
24"x24" . 60x60 cm



**S8GO10MC**  
Gotham2 HGO210 Bianco  
Pool Coping with modern edge  
12"x24" . 30x60 cm



**S8GO05MC**  
Gotham2 HGO205 Gray  
Pool Coping with modern edge  
12"x24" . 30x60 cm



**S8GO08MC**  
Gotham2 HGO208 Nero  
Pool Coping with modern edge  
12"x24" . 30x60 cm



**T8GO10G30R**  
Gotham2 HGO310 Bianco  
Pool Coping with modern edge  
12"x24" . 30x60 cm  
1.18" - 3 cm thick\*



**T8GO05G30R**  
Gotham2 HGO305 Gray  
Pool Coping with modern edge  
12"x24" . 30x60 cm  
1.18" - 3 cm thick\*



Floor: Gotham2 HGO210 Bianco 24"x24"

\*\* Available in modular pattern  
More details on page. 73



# Gotham 2

24"x24"




Stone Effect


# Modular Pattern

HGO<sup>2</sup>

## Gotham 2 Layout



Formats	Module		Sold in increments of	
	pieces	Sq.Ft.	pieces	Sq.Ft.
12"x12"	1	0.97	6	5.82
12"x24"	1	1.94	6	11.64
24"x24"	1	3.87	6	23.22
<b>Total</b>	<b>3</b>	<b>6.78</b>	<b>18</b>	<b>40.70</b>



24"x24"  
60x60 cm      12"x24"  
30x60 cm      12"x12"  
30x30 cm

Stone Effect

AVAILABLE ON RANGES

## Gotham 2



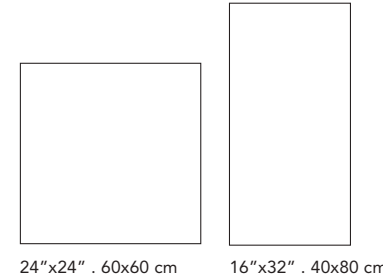
**MSGO55MOD**  
Gotham2 HGO205 Gray

These items are supplied rectified and ready for installation in a modular pattern. According to the quantities required, as per the table. Product will be invoiced as 3 separate items.



# Travstone 2

24"x24" 16"x32"



24"x24" . 60x60 cm      16"x32" . 40x80 cm

Colored Body Porcelain Pavers

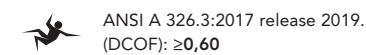
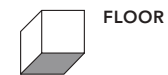


Travstone2  
HTS201 Beige




Travstone2  
HTS205 Gray

ANSI A 137.1 compliant





Shade variation



Graphics number

Sizes	Travstone2 HTS201 Beige	Travstone2 HTS205 Gray
24"x24"	24	12
16"x32"	20	12

Packaging

Sizes	Pieces					
		Sq.Ft.	Lbs.	Boxes	Sq.Ft.	Lbs.
24"x24"	2	7.75	71.17	32	248.00	2277.30
16"x32"	2	6.89	64.66	24	165.36	1552.00
16"x32" pool coping	2	6.89	64.66	-	-	-
12"x24" pool coping	2	3.87	35.58	-	-	-
12"x24" pool coping (3cm thick)	1	1.94	17.80	-	-	-



# Travstone 2

24"x24" 16"x32"

HTS<sup>2</sup>

Stone Effect



Stone Effect



# Travstone 2

24"x24" 16"x32"



**S9TS51U**  
Travstone2 HTS201 Beige\*\*  
24"x24" . 60x60 cm



**S0TS51U**  
Travstone2 HTS201 Beige  
16"x32" . 40x80 cm



**S9TS55U**  
Travstone2 HTS205 Gray  
24"x24" . 60x60 cm



**S0TS55U**  
Travstone2 HTS205 Gray  
16"x32" . 40x80 cm



**S8TS01MC**  
Travstone2 HTS201 Beige  
Pool Coping with modern edge  
12"x24" . 30x60 cm



**S0TS01MC**  
Travstone2 HTS201 Beige  
Pool Coping with modern edge  
16"x32" . 40x80 cm



**S8TS05MC**  
Travstone2 HTS205 Gray  
Pool Coping with modern edge  
12"x24" . 30x60 cm



**S0TS05MC**  
Travstone2 HTS205 Gray  
Pool Coping with modern edge  
16"x32" . 40x80 cm



**T8TS01G30R**  
Travstone2 HTS301 Beige  
Pool Coping with modern edge  
12"x24" . 30x60 cm  
1.18" - 3 cm thick\*



**T8TS05G30R**  
Travstone2 HTS305 Gray  
Pool Coping with modern edge  
12"x24" . 30x60 cm  
1.18" - 3 cm thick\*

\*\* Available in modular pattern  
More details on page. 81



# Travstone 2

24"x24" 16"x32"




Stone Effect


# Modular Pattern

HTS<sup>2</sup>

## Travstone 2 Layout



Formats	Module		Sold in increments of	
	pieces	Sq.Ft.	pieces	Sq.Ft.
12"x12"	1	0.97	6	5.82
12"x24"	1	1.94	6	11.64
24"x24"	1	3.87	6	23.22
<b>Total</b>	<b>3</b>	<b>6.78</b>	<b>18</b>	<b>40.70</b>



24"x24" 60x60 cm    12"x24" 30x60 cm    12"x12" 30x30 cm

Stone Effect

AVAILABLE ON RANGES

## Travstone 2



**MSG055MOD**  
Travstone2 HTS201 Beige

These items are supplied rectified and ready for installation in a modular pattern. According to the quantities required, as per the table. Product will be invoiced as 3 separate items.



# Marble Effect

Nature **2** 84




# Nature 2

24"x24"



24"x24" . 60x60 cm

Colored Body Porcelain Pavers




Nature2  
HNA220 Carrara



Nature2  
HNA205 Dolomite

### Shade variation



ANSI A 137.1 compliant



FLOOR



MODERATE



0.79 in  
20 mm



ASTM C 1026  
RESISTANT



ASTM C 373  
~0.1%



ASTM C 650: CLASS A  
ASTM C 1378: CLASS A



ASTM C 648: ~3000 lbf.



ANSI A 326.3:2017 release 2019.  
(DCOF): ≥0,60



HEAVY USE

## Nature

Available as 8.5 mm thick tile





COLLECTIONS BOOK 2023  
Pag. 130

### Graphics number

Sizes	Nature2 HNA220 Carrara	Nature2 HNA205 Dolomite
24"x24"	16	16

### Packaging

Sizes						
	Pieces	Sq.Ft.	Lbs.	Boxes	Sq.Ft.	Lbs.
24"x24"	2	7.75	71.17	32	248.00	2277.30
12"x24" pool coping	2	3.87	35.58	-	-	-



# Nature 2

24"x24"

HNA<sup>2</sup>



Marble Effect

Marble Effect



# Nature 2

24"x24"



Marble Effect

Marble Effect



# Nature 2

24"x24"

HNA<sup>2</sup>



Marble Effect

Marble Effect



# Nature 2

24"x24"



**S9NA20**  
Nature2 HNA220 Carrara  
24"x24" . 60x60 cm



**S9NA05**  
Nature2 HNA205 Dolomite  
24"x24" . 60x60 cm



**S8NA20MC**  
Nature2 HNA220 Carrara  
Pool Coping with modern edge  
12"x24" . 30x60 cm



**S8NA05MC**  
Nature2 HNA205 Dolomite  
Pool Coping with modern edge  
12"x24" . 30x60 cm



Floor: Nature2 HNA220 Carrara 24"x24" - Nature2 HNA220 Carrara Pool Coping 12"x24"




# Concrete Effect

Essential **2** 96




# Essential 2

24"x24"



24"x24" . 60x60 cm

Colored Body Porcelain Pavers



Essential2  
HET210 White

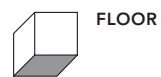


Essential2  
HET205 Gray



Essential2  
HET208 Graphite

ANSI A 137.1 compliant



FLOOR



MODERATE



0.79 in  
20 mm



ASTM C 1026  
RESISTANT



ASTM C 373  
~0.1%



ASTM C 650: CLASS A  
ASTM C 1378: CLASS A



ASTM C 648: ~3000 lbf.



ANSI A 326.3:2017 release 2019.  
(DCOF): ≥0,60



HEAVY USE



Shade variation



Graphics number

Sizes	Essential2 HET210 White	Essential2 HET205 Gray	Essential2 HET208 Graphite
24"x24"	20	20	20

Packaging

Sizes	Pieces						
		Sq.Ft.	Lbs.	Boxes	Sq.Ft.	Lbs.	
24"x24"	2	7.75	71.17	32	248.00	2277.30	
12"x24" pool coping	2	3.87	35.58	-	-	-	

## Essential

Available as 8.5 mm thick tile



COLLECTIONS BOOK 2023  
Pag. 164



# Essential 2

24"x24"

HET<sup>2</sup>



Concrete Effect

Concrete Effect



# Essential 2

24"x24"

HET<sup>2</sup>

Concrete Effect



Concrete Effect



# Essential 2

24"x24"

HET<sup>2</sup>



Concrete Effect

Concrete Effect





Floor: Essential2 HET205 Gray 24" x24"

# Essential 2

24" x24"



**S9ET10**  
Essential2 HET210 White  
24" x24" . 60x60 cm



**S8ET10MC**  
Essential2 HET210 White  
Pool Coping with modern edge  
12" x24" . 30x60 cm



**S9ET05**  
Essential2 HET205 Gray  
24" x24" . 60x60 cm



**S8ET05MC**  
Essential2 HET205 Gray  
Pool Coping with modern edge  
12" x24" . 30x60 cm



**S9ET08**  
Essential2 HET208 Graphite  
24" x24" . 60x60 cm

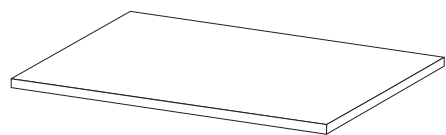


**S8ET08MC**  
Essential2 HET208 Graphite  
Pool Coping with modern edge  
12" x24" . 30x60 cm



# Pool Coping

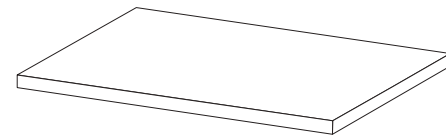
Pool Coping with modern edge  
20 mm thick



Sizes		Page
16"x48"	Monteverde 2	30
16"x32"	Arbor 2	28
	New England 2	38
	Quartzite 2	46
	Travstone 2	74
	12"x24"	New England 2
	Chamonix 2	55
	West 57th 2	62
	Gotham 2	69
	Travstone 2	74
	Nature 2	84
	Essential 2	96

Pool Coping with modern edge  
30 mm thick

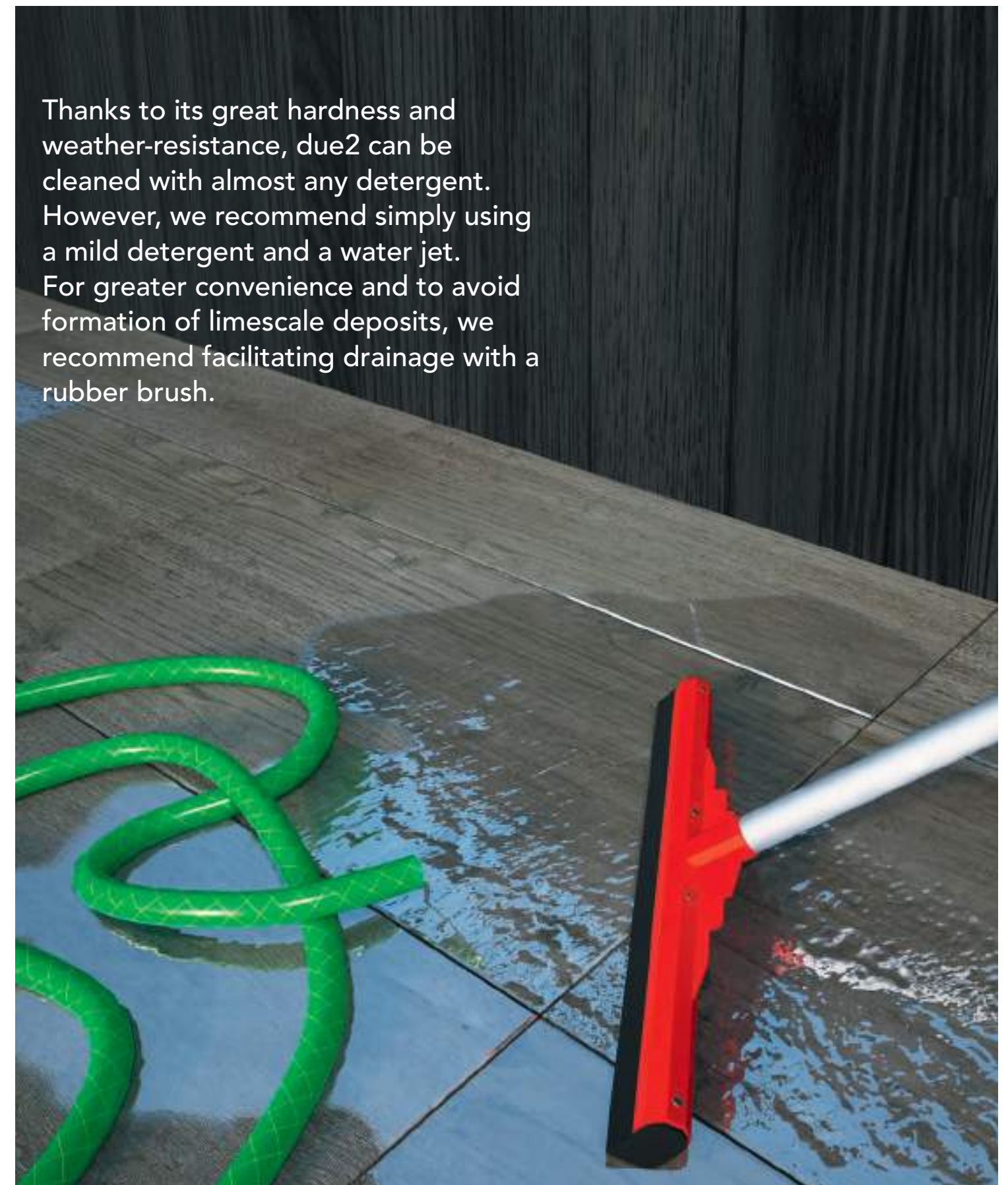
MADE IN ITALY



Sizes		Page
12"x24"	Chamonix 2 (Bianco - Gray)	84
	Gotham 2 (Bianco - Gray)	69
	Travstone 2 (Beige - Gray)	74

# Cleaning and Maintenance

Thanks to its great hardness and weather-resistance, due2 can be cleaned with almost any detergent. However, we recommend simply using a mild detergent and a water jet. For greater convenience and to avoid formation of limescale deposits, we recommend facilitating drainage with a rubber brush.





# Technical characteristics

## TECHNICAL CHARACTERISTICS AND INTERNATIONAL STANDARDS

Our first choice porcelain tiles are compliant with ISO 13006 & ANSI A137.1 standard.  
They fall within the tolerances defined by the standard.  
The valuation of the appearance of the tiles shall be performed, as defined by the standard, placing tiles on a viewing board and examining it (perpendicularly) from a distance of at least 1 meter (3.3 feet).  
Defects of tiles can be of two types: noticeable (already visible before setting, such as color differences, surface defects, fractures, etc) or hidden (not visible before setting). Claims about noticeable defects may be made only before tiles are installed, allowing the manufacturer to replace any defective material. However, if the buyer or tile installer decides to proceed with installation, the responsibility resides with the installer. No claims will be accepted regarding installed product. Responsibility for hidden defects remains with the producer if these are notified within the legal time limits.





## RECOMMENDATIONS FOR USE

No laboratory test, however efficient it may be, is sufficient to determine the durability of a product. Apart from the obvious factor of the number of foot contacts, durability can also be influenced by the technical characteristics of the product, location of the installation and the possible presence of abrasive agents. We therefore recommend not only that products should be chosen with resistance characteristics that are sufficient for the intended use, as shown in the following chart, but also that floors should be protected against sand, grit and other abrasives with the use of mats and other suitable protection.



See [www.delconcausa.com/download/edpceramictile.pdf](http://www.delconcausa.com/download/edpceramictile.pdf) to download the EPD report covering Del Conca USA products.

## Key to symbols

### SHADE VARIATIONS

	<b>LOW</b> Uniform colour with only minimal differences between tiles in the same production run.
	<b>MODERATE</b> Clearly distinguishable differences in texture and pattern within the same production run.
	<b>HIGH</b> Significant variation in texture, pattern and colour from tile to tile within the same production run. The colour range should be viewed before selecting the material.
	<b>RANDOM</b> Random differences from tile to tile. One tile may have totally different texture and colour from another. The colour range should be viewed before selecting the material.












### RECOMMENDED USE

	Recommended for floors for medium-light use, as in private homes, with the exception of kitchens and rooms with direct outdoor access.
	Recommended for all rooms in the house and for business premises with medium use.
	Recommended for all rooms indoors and outdoors and for business premises in general.

## ANSI A 137.1

### due 2

#### Colored Body Porcelain Pavers 20 mm thick

	Established limits	Performances	Norms
 Water absorption	≤ 0,5%	~ 0,1%	ASTM C 373
 Breaking strength (1)	≥ 250 lbf.	~3000 lbf.	ASTM C 648
 Frost resistance	Resistant	<b>Resistant</b>	ASTM C 1026
 Resistance to thermal shock	Resistant	<b>Resistant</b>	ASTM C 484
 Average breaking load for raised floor installation (2)		<b>Classe 1</b> 16"x32" : > 4 kN 24"x24" : > 4 kN <b>Classe 2</b> 16"x48" : > 6 kN	EN 12825*
 Mechanical strength (3)		16"x48" : U3 16"x32" : U4 24"x24" : U7	EN 1339-F*
 Slip resistance (DCOF)	≥ 0,42	≥ <b>0,60</b>	ANSI A 326.3:2017 release 2019. (DCOF)
 Chemical resistance	As reported	<b>Class: A</b>	ASTM C 650
 Stain resistance	As reported	<b>Class: A</b>	ASTM C 1378
 Recommended use			

\* Tests carried out on a different type from that for which the standard is issued

- (1) It states the resistance of a sample piece, leaning on three spots, to a concentrated load placed in the middle.
- (2) It shows the resistance, on raised floor laying as suggested by the catalogue, to a concentrated load applied in the middle.
- (3) It shows the breaking resistance through bending of the product in full size. The load is applied through a horizontal cylinder placed in the middle.



# Terms and conditions of sale

1. These Terms and Conditions of Sale shall apply to all orders and contracts entered into by Due, Inc. (the "Seller" or "Due") and the Purchaser for the sale of products manufactured or distributed by Due (the "Products") unless Seller otherwise specifically agrees in writing. By placing any order for Products, the Purchaser agrees to these Terms and Conditions of Sale. Any other terms or conditions which may at any time be indicated by the Purchaser, in the Purchaser's order form or otherwise (whether oral, typed, written or printed) shall be null and void and of no effect, even if not expressly objected to by the Seller.

2. All prices are stated in U.S. Dollars per square foot or per piece unless otherwise noted.

3. Prices are for first choice material only.

4. Full Truckload (FTL) prices are applied only to orders for shipment of at least 43,000 pounds (including pallet weight) from the Loudon, TN factory and comprised exclusively of materials stored at that specific facility.

5. All pricing is calculated FOB Factory (Loudon, TN), excluding transportation and shipping charges, taxes, fees and custom duties.

6. The Purchaser shall make all payments pursuant to the invoices issued by the Seller, notwithstanding any claim for any alleged defect, fault or irregularity in the Products. Unless otherwise specifically agreed by the Seller in writing, payment by the Purchaser is due upon receipt of Seller's invoice. Invoice for FTL shall be payable within 30 days from the issuance of the invoice. In the event of any delay in payment, the Seller shall have the right to suspend deliveries and may, at its option (i) require immediate payment of all or any part of any and all sums owed by the Purchaser, irrespective of any credit terms previously agreed to, and (ii) terminate the Contract (as well as any and all other contracts with the Purchaser) in whole or in part, and hold the Purchaser liable for damages. In addition, in the event the Seller does not receive full payment by the due date, the Purchaser shall pay to the Seller interest on the unpaid amount, from the due date to the date payment is actually received by the Seller, at the monthly rate of interest of one and one half percent (1 1/2%), but not to exceed the highest amount allowed by law. Seller's right to such interest shall be in addition to, and not in lieu of, all other rights and remedies arising by reason of such nonpayment. Any payment received by the Seller may be applied to any outstanding balance owed by the Purchaser to the Seller, as the Seller, in its sole discretion, may determine, any instructions of the Purchaser to the contrary notwithstanding.

7. Due reserves the right to apply a surcharge on orders comprising non-full pallets.

8. All orders are subject to availability. No order of the Purchaser will be binding upon Due unless accepted by Due on Due USA's form of Order Confirmation, signed by an officer or employee of Due duly authorized to sign on behalf of Due, and then only as and to the extent set forth in such Order Confirmation. Due reserves the right to reject any order in whole or in part. Any term, condition or provision set forth in Seller's Order Confirmation which is not objected to by the Purchaser in writing within ten days after the date thereof will conclusively be deemed to have been accepted by the Purchaser. Every order of the Purchaser will be binding on the Purchaser unless and until it is rejected in writing by the Seller, and may not be cancelled, withdrawn or modified by the Purchaser; however, in the event of a partial acceptance by the Seller, the Purchaser will no longer be bound with respect to the parts of the order not accepted by the Seller.

9. Purchaser will take delivery of the Products at the Seller's premises ("ex factory"). Unless otherwise specifically agreed by Seller in writing: (i) all risk of loss or damage to the Products shall pass to the Purchaser upon delivery of the Products by the Seller to a carrier; (ii) the Seller shall not be required to procure insurance to cover the Products during transportation in shipment; (iii) any shipping arrangements made by the Seller with carriers or forwarding agents at the Purchaser's request shall be made solely on the Purchaser's behalf and at the Purchaser's sole cost and risk; (iv) any agent appointed for such shipment shall be solely the Purchaser's agent for all purposes; (v) the Purchaser shall be responsible for all the unloading and receipt of the Products at its destination; and (vi) any claim for loss or damage shall be made by the Purchaser solely against the carrier.

10. Any delivery dates specified by the Seller will be deemed to be estimates only, unless specific commitments are made in writing by the Seller. In no event is the time of delivery of the Products of the essence. The Seller reserves the right to cancel, in whole or in part, or to suspend or delay, in whole or in part, any orders due to (i) shortages of, or failures of Seller's suppliers to deliver, or delays of Seller's suppliers in delivering materials, (ii) work stoppages or other labor troubles, (iii) acts of God or (iv) any event in the nature of force majeure or beyond Seller's control. Delivery dates will be extended by the amount of any additional time required by the Seller to make delivery as a result of any such condition or event. The Seller also reserves the right to discontinue particular Products or lines of Products, or to substitute other Products or lines, in response to production and market requirements and demands. The Purchaser waives any and all claims and rights which the Purchaser might otherwise have arising out of or in connection with or relating to any delay in delivery of the Products for any reason whatsoever or any failure of the Seller to deliver by reason of the exercise by the Seller of any of its rights pursuant to these Terms and Conditions of Sale, including, without limitation, any and all claims for or rights to direct, indirect, incidental, consequential or other damages or compensation, and any and all rights to terminate or cancel the order, in whole or in part.

11. Product representations made in photographs, catalogs, advertisement, sampling and online formats as well as in any other publications are indicative of the product only. Variations in color finish and size can occur and the Seller does not warrant the uniformity of color, tone or shade of the Products or the conformity of the Products to the color, tone or shade of any sample. It is Purchaser's responsibility to verify the suitability of the material before installation.

12. Any Product return shall be previously authorized by Due and returned products must be accompanied by an approved Return Authorization form and is subject to a 25% handling charge. Freight for the return is the responsibility of the Purchaser.

13. Limited Warranty / Product Claims: Due warrants that its first choice, domestically produced ceramic tile is manufactured according to ANSI A137.1-1988 and meets or exceeds these requirements. If a first choice tile purchased by the Purchaser pursuant to these Terms and Conditions of Sale is proven to contain a manufacturing defect, Due will supply, free of charge, material of compatible color and shade, as determined by Due. Labor charges are expressly excluded from this warranty. The Purchaser waives any and all other claims and rights which the Purchaser might otherwise have arising out of or in connection with or relating to any breach of warranty or arising out of or in connection with or relating to any defect, fault or irregularity in the Products, including, without limitation, any and all claims for or rights to direct, indirect, incidental, consequential or other compensation or damages, and any and all rights to terminate or cancel the order, in whole or in part.

14. Due makes no warranty as to the suitability of its tile for a particular installation. Due does not warrant that its glazed or unglazed tile will not scratch, chip, or show signs of wear.

15. Due must be notified by the Purchaser of any claims or defects as soon as reasonably possible, but in any case not later than six months after the Products have been delivered by Due. Any claim of the Purchaser of any and every kind must be in writing and sent by certified mail, return receipt requested. Failure to make any claim in such manner or within such six month period shall constitute an irrevocable acceptance of the Products.

16. Claims concerning shade, appearance, caliber, finish or obvious defects in first choice production must be communicated before the tile is installed. No claims will be accepted for tile already installed or for defects in other than first choice material.

17. Due specifically excludes liability for consequential or incidental damages except where exclusion of consequential damage is not permitted by state law.

18. This limited warranty shall constitute the full extent of Due USA's liability and is in place of all other warranties or representations, express or implied, including, without limitation, any warranty of merchantability or fitness for a particular purpose.

19. Until the Seller collects in full all amounts required to be paid by the Purchaser for the Products, as well as any and all other amounts owed by the Purchaser to the Seller, the Seller retains title to the Products, and shall have a first and senior purchase money security interest in, an lien on, the Products and all proceeds thereof, under the Uniform Commercial Code as in effect in the United States, to secure the payment of all such amounts. By placing an order with the Seller, the Purchaser authorizes the Seller to file any and all financing statements with respect to such security interest which Seller may deem necessary or desirable. The Purchaser shall, at the request of the Seller, execute any and all financing statements and other documents which the Seller may request to perfect or evidence such title and such security interest.

20. In the event the Seller retains a collection agency to collect any amount owed by the Purchaser, or institutes proceedings to collect such amount or to enforce any right against the Purchaser, including enforcement of any security interest granted to the Seller, the Purchaser shall reimburse the Seller for all collection agency fees and costs, or all costs incurred in such legal proceedings, including reasonable attorneys' fees.

21. The Parties agree that the laws of the State of Tennessee (without giving effect to principles of conflicts of law), to the exclusion of the laws of any other state, shall be applicable to all orders or contracts entered into pursuant to this Terms and Conditions of Sale, their construction, interpretation, effect, performance or non-performance or the consequences thereof. For all disputes or controversies which may arise between the Parties out of or in connection with all orders or contracts entered into pursuant to this Terms and Conditions of Sale, their construction, interpretation, effect, performance or non-performance or the consequences thereof, the Parties hereby consent to the jurisdiction of the courts in the State of Tennessee, and agrees that such courts, to the exclusion of all other courts, shall have exclusive jurisdiction with respect to any and all such disputes and controversies.



